

W i S H



Edition No.25



Hello

Welcome to another edition of WISH!

Hope you all had a lovely winter break, but you are now seeing signs of **SPRING** emerging in your gardens :-)

In this edition, we have Christmas Crafts (be prepared for those all important home-made gifts for Christmas 2016!), amazing cakes and the importance of colour.

Hope you enjoy this edition :-)

With ******SPARKLE******,

Rebecca

Cute Personalised Christmas Card by Roxanne

Roxanne submitted a lovely example of a cute Christmas Card for this issue:





Instructions

Begin by folding the green card folded in half. Then pop the wee persons foot in a plastic plate of brown paint and pop on card take foot off.

Next stick the eyes on, add the red fabric nose and draw antlers and write Xmas words of your choice inside and out.

Colours and their meanings by rebecca

Submitted by Rebecca

I love colour, it really lifts my mood and inspires me! My favourite colour is the **Magenta Pink**, which I have used for the title of this article. It just makes me feel inspired, smiley and positive, it keeps me going when times are tough, if I see something in a lush **Magenta Pink** it just picks me up :-)

Colour can have a huge effect on our mood, inspiration, productivity, calmness.....The different colours and their meanings can be very personal, or defined by societies or even symbolism.

I am fascinated by colours and the impact they can have on individuals. I read an interesting article on: www.color-meanings.com which gave a tiny bit of insight to what picking a certain colour means about you:

The color red

Power, energy, passion, desire, speed, strength, power, heat, love, aggression, danger, fire, blood, war, violence, intensity, celebration, luck, stop or danger, Christmas and Valentine's Day.

The color yellow

Joy, optimism, happiness, danger, sunshine, idealism, imagination, hope, summer, gold, deceit, philosophy, dishonesty, cowardice, betrayal, jealousy, disease and warning.

The color green

Nature, environment, health, good luck, renewal, youth, vigor, spring, generosity, fertility, jealousy, inexperience, envy, misfortune, start signal, St. Patrick's Day and Christmas.

The color blue

Peace, harmony, unity, trust, truth, security, confidence, conservatism, order, sky, water, cold, technology, cleanliness, depression, loyalty, immortality, stability, masculinity and protection.

The color purple

Royalitet, nobility, spirituality, ceremony, mystery, transformation, wisdom and enlightenment.

The color orange

Energy, balance, warmth, enthusiasm, vitality, expansion, flamboyant, autumn and Halloween.

The color gray

Safety, reliability, intelligence, melancholy, modesty, dignity, maturity, soundness, functionality, old age and grief.

The color brown

Earth, hearth, home, outdoors, reliability, comfort, endurance, stability, simplicity, comfort, trees, nature and autumn.

The color white

Reverence, virginity, nothingness, cleanliness, peace, humility, precision, innocence, youth, birth, winter, snow, goodness, marriage, cold, clinical and sterility.

The color black

Power, sophistication, formality, elegance, wealth, mystery, fear, evil, anonymity, unhappiness, depth, style, sad, remorse, anger, underground, technical, grief and death.

Of course, you may disagree with the above analysis. I would be interested hear your thoughts on the matter? What colours mean to you? What your favourite colour is?

I think when considering crafting we would naturally be drawn to specific colours to express our craft - do you agree?

Knitting Projects by Norma

Some fabulous pictures of a few projects she has been working on.


The knitting projects have a wee story. It is the first time I have made socks and decided to challenge myself into trying this as a gift for my son-in-law and daughter.





I read a story about a knitting shop where they run Knit and Natter classes. The story revolves round the characters who attend the classes. Each new session in the story the class members are given a new project (on this occasion socks) so I thought that I would try too.

I also had a pattern for a lace type knitted shawl, I have never knitted a pattern as complicated as this before, so it took ages to finish, as I kept making mistakes due to lack of concentration! However I got there in the end. It is for a friend's Christmas present so I hope she likes it.





Creative Cakes by Janet

Some amazing cakes Janet and her family have created :-)



Cake made in February 2016 by my daughter for
Ellen (age 12)

Previously Janet made a wonderful Dolphin cake creation:

1



2



3



4



5

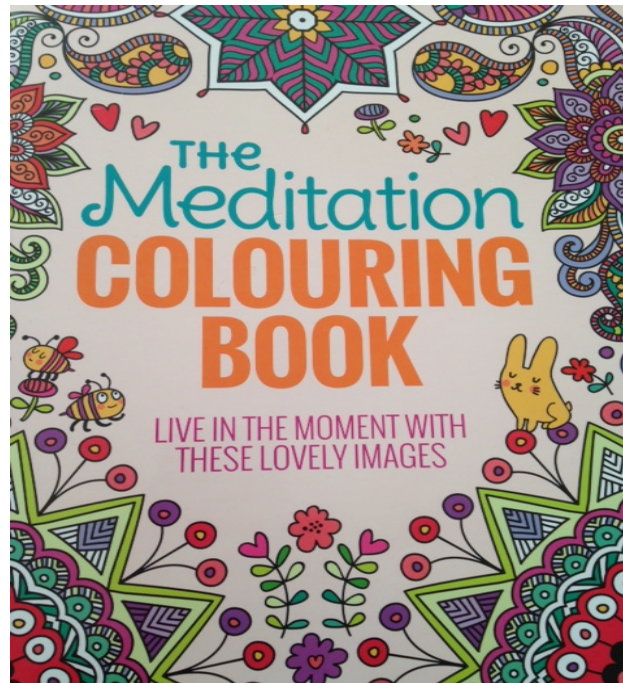


6 The Finished Dolphin Cake!




I think Janet's pictures explain a simple but perfect way to make a dolphin cake - even I might attempt it and I am no Mary Berry :-)

Meditation Colouring Book by Rebecca




Building further on my article about Colour and its importance - I have been using the above book to de-stress after studying and work.



INTRODUCTION

Colouring helps to declutter the brain and relax the body, and has the added bonus of providing you with a portfolio of beautiful artworks to keep. *The Meditation Colouring Book* includes flowers, birds, butterflies, mandalas and abstract patterns inspired by nature, to ease the mind and please the senses.

The beauty of colouring is that you need so little to get started - just some quiet time, concentration and a set of coloured pencils or pens. As your confidence grows, so will your desire to experiment and you may decide you want to draw your own outlines for colouring in.



Whilst, this book was paid for I have found some great free examples online which you could print off :-)

Free examples to print off can be found at:

www.coloring-pages-adults.com



WISH GET TOGETHER 2016

When: Friday 17th June 2016
10:00am-3:00pm

Where: The Bike Shed
23 Grant Street
Inverness
IV3 8BN



If you need help finding it - just contact Alan :-)

Why: >Inspiring Workshops



Janet - Christmas Themed Stitching (AM)

Sally Purdey - Mosaic Artist (PM)

>Catch up with Crafting Friends

>Yummy Lunch!



If you wish to attend please return this slip OR contact Alan

Name: _____

I would like to attend / cannot attend
the WISH get together on Friday 17th
June 2016.

Christmas Card Swag by Janet

Janet will be giving a workshop at the WISH Get Together on Christmas Themed Sticking - as you can see from below - it is definitely something to look forward to!



You will need:

1. 2 x stitched and slightly padded Holly Leaves for each card bow tie.
2. 1 x curtain ring per leaf (to attach to wall with drawing pins).
3. Beads for Berries
4. Bow Tie = red rectangle, with light padding + long tailpiece added round the middle to give it shape.

We made this originally at a Patchwork Club meeting some time ago. Since then I have made several for different members of the family, it can be long or short as needed. Although I no longer have the pattern it is possible to make the leaves any size you want. I'll be happy to trace round the ones I use each Christmas!

KEEP
SHINING!!!!

Thank you again to our contributors for this issue - we hope you have enjoyed reading about their exciting and fabulous projects!!

Hoping this issue has given you some ideas to:

'KEEP ON CRAFTING!'

The deadline for the next issue is **Thursday 30th June 2016**

You can get in touch in the following ways:

Telephone: 01463 235 675
E-mail: alanduncan@befriendershighland.org.uk
Snail Mail: Befrienders Highland
19 Church Street
Inverness
IV1 1DY

Facebook (Befrienders Highland):



Twitter (@BefHighland):



WISH - We're in stitches highland

